

EDS-G509 Series

9G-port full Gigabit managed Ethernet switches



- > 4 10/100/1000BaseT(X) ports plus 5 combo (10/100/1000BaseT(X) or 100/1000BaseSFP slot) Gigabit ports
- > Fiber optic options for extending distance and improving electrical noise immunity
- > Turbo Ring and Turbo Chain (recovery time < 50 ms @ 250 switches), RSTP/STP, and MSTP for network redundancy
- > TACACS+, SNMPv3, IEEE 802.1X, HTTPS, and SSH to enhance network security
- > Easy network management by web browser, CLI, Telnet/serial console, Windows utility, and ABC-01
- > Supports MXstudio for easy, visualized industrial network management



Introduction

The EDS-G509 is equipped with 9 Gigabit Ethernet ports and up to 5 fiber optic ports, making it ideal for upgrading an existing network to Gigabit speed or building a new full Gigabit backbone. Gigabit transmission increases bandwidth for higher performance and transfers large amounts of video, voice, and data across a network quickly. Redundant Ethernet Turbo Ring, Turbo Chain, RSTP/STP,

and MSTP increase system reliability and the availability of your network backbone. The EDS-G509 series is designed especially for communication demanding applications, such as video and process monitoring, shipbuilding, ITS, and DCS systems, all of which can benefit from a scalable backbone construction.

Features and Benefits

- Command Line Interface (CLI) for quickly configuring major managed functions
- IPv6 Ready logo awarded (IPv6 Logo Committee certified)
- Software-based IEEE 1588 PTPv2 (Precision Time Protocol) for precise time synchronization of networks
- DHCP Option 82 for IP address assignment with different policies
- Support EtherNet/IP and Modbus/TCP protocols for device management and monitoring
- Compatible with PROFINET protocol for transparent data transmission
- Turbo Ring and Turbo Chain (recovery time < 50 ms @ 250 switches), RSTP/STP, and MSTP for network redundancy
- IGMP snooping and GMRP for filtering multicast traffic
- Port-based VLAN, IEEE 802.1Q VLAN, and GVRP to ease network planning
- QoS (IEEE 802.1p/1Q) and TOS/DiffServ to increase determinism
- Port Trunking for optimum bandwidth utilization
- TACACS+, SNMPv3, IEEE 802.1X, HTTPS, and SSH to enhance network security
- SNMPv1/v2c/v3 for different levels of network management
- RMON for efficient network monitoring and proactive capability
- Bandwidth management prevents unpredictable network status
- Lock port function for blocking unauthorized access based on MAC address
- Port mirroring for online debugging
- Automatic warning by exception through e-mail, relay output
- ABC-01 (Automatic Backup Configurator) for system configuration backup

Specifications

Technology

Standards:

- IEEE 802.3 for 10BaseT
- IEEE 802.3u for 100BaseT(X) and 100BaseFX
- IEEE 802.3ab for 1000BaseT(X)
- IEEE 802.3z for 1000BaseX
- IEEE 802.3x for Flow Control
- IEEE 802.1D-2004 for Spanning Tree Protocol
- IEEE 802.1w for Rapid STP
- IEEE 802.1s for Multiple Spanning Tree Protocol
- IEEE 802.1Q for VLAN Tagging
- IEEE 802.1p for Class of Service
- IEEE 802.1X for Authentication
- IEEE 802.3ad for Port Trunk with LACP

Software Features

Management: IPv4/IPv6, SNMP v1/v2c/v3, LLDP, Port Mirror, DDM, RMON, DHCP Server/Client, DHCP Option 66/67/82, BootP, TFTP,

SMTP, RARP, Telnet, Syslog, SNMP Inform, Flow Control, Back Pressure Flow Control
Filter: 802.1Q VLAN, Port-Based VLAN, GVRP, IGMP v1/v2, GMRP
Redundancy Protocols: STP, RSTP, MSTP, Turbo Ring v1/v2, Turbo Chain, Link Aggregation
Security: RADIUS, TACACS+, SSL, SSH, Broadcast Storm Protection, Port Lock
Time Management: SNTP, NTP Server/Client, IEEE 1588v2 PTP (software-based)
Industrial Protocols: EtherNet/IP, Modbus/TCP
MIB: MIB-II, Ethernet-Like MIB, P-BRIDGE MIB, Q-BRIDGE MIB, Bridge MIB, RSTP MIB, RMON MIB Group 1, 2, 3, 9
Switch Properties
Priority Queues: 4
Max. Number of VLANs: 64
VLAN ID Range: VID 1 to 4094
IGMP Groups: 256

MAC Table Size: 8 K

Packet Buffer Size: 1 Mbit

Interface

RJ45 Ports: 10/100/1000BaseT(X) auto negotiation speed

Fiber Ports: 100/1000BaseSFP slot

Console Port: RS-232 (RJ45 connector)

DIP Switches: Turbo Ring, Master, Coupler, Reserve

Alarm Contact: 2 relay outputs with current carrying capacity of 1 A @ 24 VDC

Digital Inputs: 2 inputs with the same ground, but electrically isolated from the electronics.

- +13 to +30 V for state “1”
- -30 to +3 V for state “0”
- Max. input current: 8 mA

Power Requirements

Input Voltage: 12/24/48 VDC, redundant dual inputs

Operating Voltage: 9.6 to 69 VDC

Input Current: 0.69 A @ 24 VDC

Overload Current Protection: Present

Connection: 2 removable 6-contact terminal blocks

Reverse Polarity Protection: Present

Physical Characteristics

Housing: Metal

IP Rating: IP30 protection

Dimensions: 87.1 × 135 × 107 mm (3.43 × 5.31 × 4.21 in)

Weight: 1510 g (3.33 lb)

Installation: DIN-rail mounting, wall mounting (with optional kit)

Environmental Limits

Operating Temperature:

Standard Models: 0 to 60°C (32 to 140°F)

Wide Temp. Models: -40 to 75°C (-40 to 167°F)

Storage Temperature: -40 to 85°C (-40 to 185°F)

Ambient Relative Humidity: 5 to 95% (non-condensing)

Standards and Certifications

Safety: UL 508, EN 60950-1

EMC: EN 55022/24

EMI: CISPR 22, FCC Part 15B Class A

EMS:

IEC 61000-4-2 ESD: Contact: 6 kV; Air: 8 kV

IEC 61000-4-3 RS: 80 MHz to 1 GHz: 10 V/m

IEC 61000-4-4 EFT: Power: 2 kV; Signal: 1 kV

IEC 61000-4-5 Surge: Power: 2 kV; Signal: 1 kV

IEC 61000-4-6 CS: Signal: 10 V

IEC 61000-4-8

Rail Traffic: EN 50121-4

Marine: DNV, GL, LR, ABS, NK

Shock: IEC 60068-2-27

Freefall: IEC 60068-2-32

Vibration: IEC 60068-2-6

Note: Please check Moxa's website for the most up-to-date certification status.

MTBF (mean time between failures)

Time: 598,659 hrs

Standard: Telcordia (Bellcore), GB

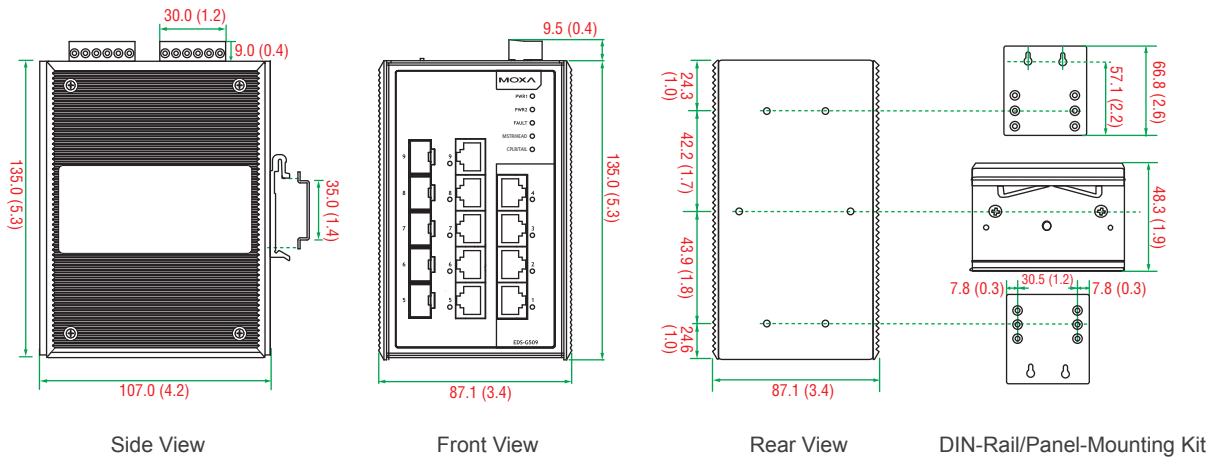
Warranty

Warranty Period: 5 years

Details: See www.moxa.com/warranty

EDS-G509 Series

Dimensions



Ordering Information

Available Models

EDS-G509: Industrial full Gigabit managed Ethernet switch with 4 10/100/1000BaseT(X) ports, and 5 10/100/1000BaseT(X) or 100/1000BaseSFP slot combo ports, 0 to 60°C operating temperature

EDS-G509-T: Industrial full Gigabit managed Ethernet switch with 4 10/100/1000BaseT(X) ports, and 5 10/100/1000BaseT(X) or 100/1000BaseSFP slot combo ports, -40 to 75°C operating temperature

Note: The EDS-G509 series switches support 5 100/1000BaseSFP slots. See the SFP-1G and SFP-1FE datasheets for Gigabit/Fast Ethernet SFP module product information.

Optional Accessories (can be purchased separately)

MXview: Moxa industrial network management software with 50, 100, 250, 500, 1000, or 2000 nodes

EDS-SNMP OPC Server Pro: OPC server software that works with all SNMP devices

ABC-01: Configuration backup and restoration tool for managed Ethernet switches, 0 to 60°C operating temperature

DR-4524/75-24/120-24: 45/75/120 W DIN-rail 24 VDC power supplies

MDR-40-24/60-24: 40/60 W DIN-rail 24 VDC power supplies, -20 to 70°C operating temperature

RK-4U: 4U-high 19-inch rack-mounting kit

WK-46: Wall-mounting kit, 2 plates with 8 screws

Package Checklist

- EDS-G509 switch
- Serial Cable: CN20070
- Protective caps for unused ports
- Documentation and software CD
- Hardware installation guide (printed)
- Warranty card

SFP-1G Series

1-port Gigabit Ethernet SFP modules



- > Digital Diagnostic Monitor Function
- > -40 to 85°C operating temperature range (T models)
- > IEEE 802.3z compliant
- > Differential LVPECL inputs and outputs
- > TTL signal detect indicator
- > Hot pluggable LC duplex connector
- > Class 1 laser product, complies with EN 60825-1



Specifications

Interface

Ethernet Ports: 1

Connectors: Duplex LC Connector or Simplex LC Connector (WDM-type only)

Optical Fiber

		Gigabit Ethernet SFP									
		SFP-SX		SFP-LSX		SFP-LX	SFP-LH	SFP-LHX	SFP-ZX	SFP-EZX	SFP-EZX-120
Transceiver Type		Multi-Mode		Multi-Mode		Single-Mode	Single-Mode	Single-Mode	Single-Mode	Single-Mode	Single-Mode
Fiber Cable Type		OM1	OM2	OM2	OM1	G.652	G.652	G.652	G.652	G.652	G.652
Typical Distance		300 m	550 m	1 km	2 km	10 km	30 km	40 km	80 km	110 km	120 km
Wave-length	Typical (nm)	850		1310		1310	1310	1310	1550	1550	1550
	TX Range (nm)	830 to 860		1270 to 1355		1280 to 1355	1280 to 1355	1280 to 1340	1530 to 1570	1530 to 1570	1530 to 1570
	RX Range (nm)	770 to 860		1260 to 1610		1260 to 1610	1260 to 1610	1260 to 1610	1260 to 1610	1260 to 1610	1100 to 1600
Optical Power	TX Range (dBm)	-4 to -9.5		-1 to -9		-3 to -9	-3 to -8	+3 to -4	+5 to 0	+5 to 0	+3 to -2
	RX Range (dBm)	0 to -18		-1 to -19		-3 to -21	-3 to -23	-1 to -24	-1 to -24	-9 to -30	-8 to -33
	Link Budget (dB)	8.5		10		12	15	20	24	30	31
	Dispersion Penalty (dB)	4.3	3.6	5	5	1	1	1	1	1	2

Note: When connecting the SFP-LHX, ZX, EZX, or EZX-120, we recommended using an attenuator to prevent the transceiver from being damaged by excessive optical power.

		WDM Gigabit Ethernet SFP						
		SFP-10A		SFP-10B	SFP-20A	SFP-20B	SFP-40A	SFP-40B
Transceiver Type		Single-Mode		Single-Mode		Single-Mode		
Fiber Cable Type		G.652		G.652		G.652		
Typical Distance		10 km		20 km		40 km		
Wave-length	Typical (nm)	TX 1310, RX 1550	TX 1550, RX 1310	TX 1310, RX 1550	TX 1550, RX 1310	TX 1310, RX 1550	TX 1550, RX 1310	
	TX Range (nm)	1270 to 1355		1530 to 1570		1290 to 1330		1530 to 1570
	RX Range (nm)	1480 to 1580		1260 to 1360		1480 to 1580		1260 to 1360
Optical Power	TX Range (dBm)	-3 to -9		-2 to -8		+2 to -3		
	RX Range (dBm)	-3 to -21		-2 to -23		-1 to -23		
	Link Budget (dB)	12		15		20		
	Dispersion Penalty (dB)	2		3		1		

Note: WDM-type SFP modules must be used in pairs (e.g., SFP-1G10ALC and SFP-1G10BLC)

Note: When connecting the SFP-40A and 40B, we recommend using an attenuator to prevent damage caused by excessive optical power.

Typical Distance: To reach the typical distance of specified fiber transceiver, please refer to formula: Link budget(dB) > dispersion penalty(dB) + total link loss(dB).

Power Requirements

Power Consumption: Max. 1 W

Environmental Limits

Operating Temperature:

Standard Models: 0 to 60°C (32 to 140°F)

Wide Temp. Models: -40 to 85°C (-40 to 185°F)

Storage Temperature: -40 to 85°C (-40 to 185°F)

Ambient Relative Humidity: 5 to 95% (non-condensing)

Standards and Certifications

Safety: CE, FCC, TÜV (EN 60825), UL 60950-1

Marine: DNV, GL

Warranty

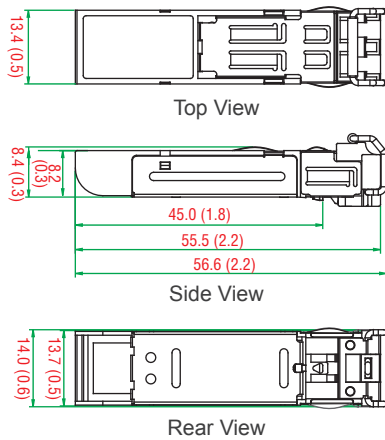
Warranty Period: 5 years

Details: See www.moxa.com/warranty

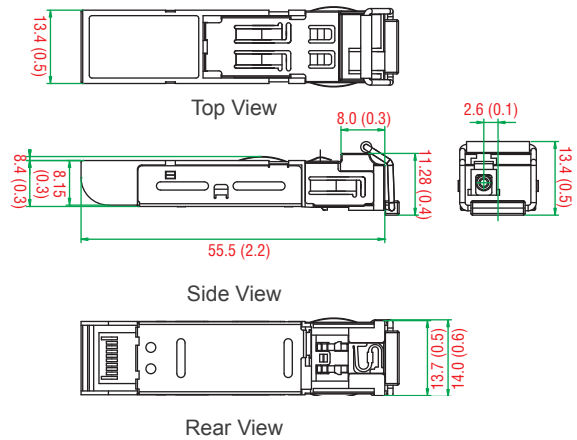
Dimensions

Unit: mm (inch)

SFP-1G Series



SFP-1G Series (WDM Type)



Ordering Information

Gigabit Ethernet SFP Models				WDM Gigabit Ethernet SFP Models			
Standard Temperature Models (0 to 60°C)	Wide Temperature Models (-40 to 85°C)	Transceiver Type	Typical Distance	Standard Temperature (0 to 60°C)	Wide Temperature (-40 to 85°C)	Transceiver Type	Typical Distance
SFP-1GSXLC	SFP-1GSXLC-T*	Multi-Mode	300/550 m	SFP-1G10ALC	SFP-1G10ALC-T	Single-Mode	10 Km
SFP-1GLSXLC	SFP-1GLSXLC-T	Multi-Mode	1/2 Km	SFP-1G10BLC	SFP-1G10BLC-T	Single-Mode	10 Km
SFP-1GLXLC	SFP-1GLXLC-T	Single-Mode	10 Km	SFP-1G20ALC	SFP-1G20ALC-T	Single-Mode	20 Km
SFP-1GLHLC	SFP-1GLHLC-T	Single-Mode	30 Km	SFP-1G20BLC	SFP-1G20BLC-T	Single-Mode	20 Km
SFP-1GLHXLC	SFP-1GLHXLC-T	Single-Mode	40 Km	SFP-1G40ALC	SFP-1G40ALC-T	Single-Mode	40 Km
SFP-1GZXLC	SFP-1GZXLC-T	Single-Mode	80 Km	SFP-1G40BLC	SFP-1G40BLC-T	Single-Mode	40 Km
SFP-1GEZXLC	-	Single-Mode	110 Km	-	-	-	-
SFP-1GEZXLC-120	-	Single-Mode	120 Km	-	-	-	-

*SFP-1GSXLC-T: -20 to 75°C operating temperature

Available Models

Please refer to the Moxa Ethernet SFP Transceiver Products Compatibility Matrix on the next page for available models.

Package Checklist

- SFP-1G module
- Warranty card

SFP-1FE Series

1-port Fast Ethernet SFP modules



- > Digital Diagnostic Monitor Function
- > IEEE 802.3u compliant
- > Differential PECL inputs and outputs
- > TTL signal detect indicator
- > Hot pluggable LC duplex connector
- > Class 1 laser product; complies with EN 60825-1



Specifications

Interface

Ethernet Ports: 1

Connectors: Duplex LC Connector

Optical Fiber

	Fast Ethernet SFP			
	SFP-M		SFP-S	SFP-L
Transceiver Type	Multi-Mode		Single-Mode	Single-Mode
Fiber Cable Type	OM1/OM2	62.5/125, 50/125 μm	G.652	G.652
		800 MHz* Km		
Typical Distance	2 km	4 km	40 km	80 km
Wave-length	Typical (nm)	1310		1550
	TX Range (nm)	1280 to 1340		1280 to 1340
	RX Range (nm)	1100 to 1650		1100 to 1600
Optical Power	TX Range (dBm)	-8 to -18	0 to -5	0 to -5
	RX Range (dBm)	-3 to -32	-3 to -34	-3 to -34
	Link Budget (dB)	14		29
	Dispersion Penalty (dB)	2	3	1

Note: When connecting the SFP-S or L, we recommend using an attenuator to prevent damage caused by excessive optical power.

Power Requirements

Power Consumption: Max. 1 W

Ordering Information

Available Models	Port Interface		
	100BaseFX, Multi-Mode, LC Connector, 4 km	100BaseFX, Single-Mode, LC Connector, 40 km	100BaseFX, Single-Mode, LC Connector, 80 km
SFP-1FEMLC-T	1	-	-
SFP-1FESLC-T	-	1	-
SFP-1FELLC-T	-	-	1

Available Models

Please refer to the Moxa Ethernet SFP Transceiver Products Compatibility Matrix on the next page for available models.

Environmental Limits

Operating Temperature: -40 to 85°C (-40 to 185°F)

Storage Temperature: -40 to 85°C (-40 to 185°F)

Ambient Relative Humidity: 5 to 95% (non-condensing)

Standards and Certifications

Safety: CE, FCC, TÜV, UL 60950-1

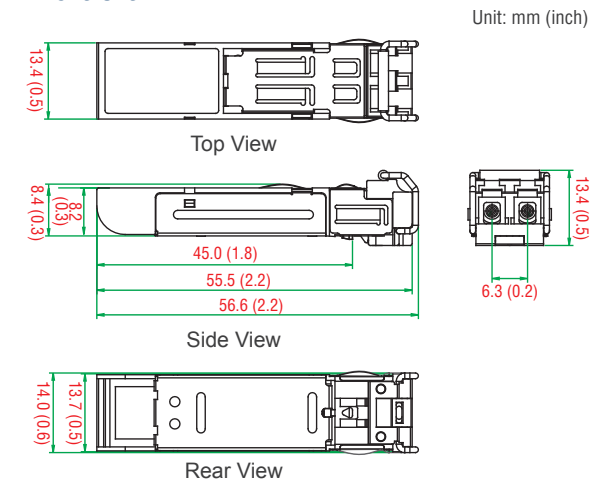
Marine: DNV, GL

Warranty

Warranty Period: 5 years

Details: See www.moxa.com/warranty

Dimensions



Package Checklist

- SFP-1FE module
- Warranty card